

5.408 two_orth_are_in_contact

	DESCRIPTION	LINKS	GRAPH	AUTOMATON
Origin	[358], used for defining <code>orths_are_connected</code> .			
Constraint	<code>two_orth_are_in_contact(ORTHOTOPE1, ORTHOTOPE2)</code>			
Type	ORTHOTOPE : <code>collection(ori-dvar, siz-dvar, end-dvar)</code>			
Arguments	ORTHOTOPE1 : ORTHOTOPE ORTHOTOPE2 : ORTHOTOPE			
Restrictions	$ ORTHOTOPE > 0$ <code>require_at_least(2, ORTHOTOPE, [ori, siz, end])</code> $ORTHOTOPE.siz > 0$ $ORTHOTOPE.ori \leq ORTHOTOPE.end$ $ ORTHOTOPE1 = ORTHOTOPE2 $ <code>orth_link_ori_siz_end(ORTHOTOPE1)</code> <code>orth_link_ori_siz_end(ORTHOTOPE2)</code>			
Purpose	<p>Enforce the following conditions on two <code>orthotopes</code> O_1 and O_2:</p> <ul style="list-style-type: none"> • For all dimensions i, except one dimension, the projections of O_1 and O_2 onto i have a non-empty intersection. • For all dimensions i, the distance between the projections of O_1 and O_2 onto i is equal to 0. 			
Example	$\left(\begin{array}{l} \langle ori - 1 \text{ siz} - 3 \text{ end} - 4, ori - 5 \text{ siz} - 2 \text{ end} - 7 \rangle, \\ \langle ori - 3 \text{ siz} - 2 \text{ end} - 5, ori - 2 \text{ siz} - 3 \text{ end} - 5 \rangle \end{array} \right)$			
	Figure 5.772 shows the two rectangles of the example. The <code>two_orth_are_in_contact</code> constraint holds since the two rectangles are in contact: the contact is depicted by a pink line-segment.			
Typical	$ ORTHOTOPE > 1$			
Symmetries	<ul style="list-style-type: none"> • Arguments are <code>permutable</code> w.r.t. permutation (ORTHOTOPE1, ORTHOTOPE2). • Items of ORTHOTOPE1 and ORTHOTOPE2 are <code>permutable</code> (<i>same permutation used</i>). 			
Used in	<code>orths_are_connected</code> .			
See also	<code>implies: two_orth_do_not_overlap</code> .			
Keywords	characteristic of a constraint: <code>automaton</code> , <code>automaton without counters</code> , <code>reified automaton constraint</code> .			

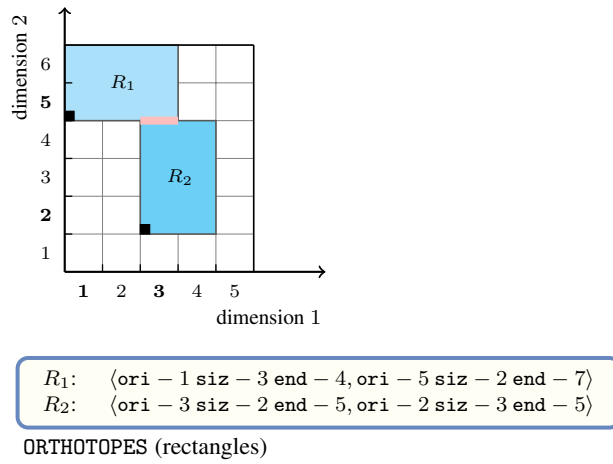


Figure 5.772: The two rectangles that are in contact of the **Example** slot where the contact is shown in pink

constraint network structure: Berge-acyclic constraint network.

constraint type: logic.

filtering: arc-consistency.

geometry: geometrical constraint, touch, contact, non-overlapping, orthotope.

Arc input(s)	ORTHOTOPE1 ORTHOTOPE2
Arc generator	$PRODUCT(=) \mapsto \text{collection}(\text{orthotope1}, \text{orthotope2})$
Arc arity	2
Arc constraint(s)	<ul style="list-style-type: none"> • $\text{orthotope1.end} > \text{orthotope2.ori}$ • $\text{orthotope2.end} > \text{orthotope1.ori}$
Graph property(ies)	<u>$NARC = \text{ORTHOTOPE1} - 1$</u>
Arc input(s)	ORTHOTOPE1 ORTHOTOPE2
Arc generator	$PRODUCT(=) \mapsto \text{collection}(\text{orthotope1}, \text{orthotope2})$
Arc arity	2
Arc constraint(s)	$\max \left(0, \frac{\max(\text{orthotope1.ori}, \text{orthotope2.ori}) - \min(\text{orthotope1.end}, \text{orthotope2.end})}{\dots} \right) = 0$
Graph property(ies)	<u>$NARC = \text{ORTHOTOPE1}$</u>

Graph model

Parts (A) and (B) of Figure 5.773 respectively show the initial and final graph associated with the first graph constraint of the **Example** slot. Since we use the **NARC** graph property, the unique arc of the final graph is stressed in bold. It corresponds to the fact that the projection onto dimension 1 of the two rectangles of the example overlap.

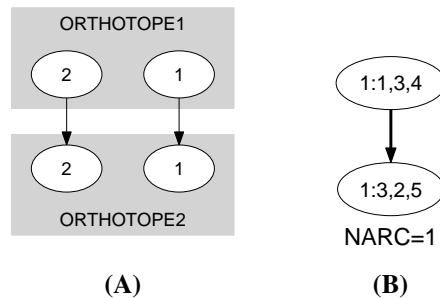


Figure 5.773: Initial and final graph of the `two_orth_are_in_contact` constraint

Signature

Consider the second graph constraint. Since we use the arc generator $PRODUCT(=)$ on the collections `ORTHOTOPE1` and `ORTHOTOPE2`, and because of the restriction $|\text{ORTHOTOPE1}| = |\text{ORTHOTOPE2}|$, the maximum number of arcs of the corresponding final graph is equal to $|\text{ORTHOTOPE1}|$. Therefore we can rewrite the graph property $NARC = |\text{ORTHOTOPE1}|$ to $NARC \geq |\text{ORTHOTOPE1}|$ and simplify $NARC$ to \overline{NARC} .

Automaton

Figure 5.774 depicts the automaton associated with the `two_orth_are_in_contact` constraint. Let $ORI1_i, SIZ1_i$ and $END1_i$ respectively be the `ori`, the `siz` and the `end` attributes of the i^{th} item of the `ORTHOTOPE1` collection. Let $ORI2_i, SIZ2_i$ and $END2_i$ respectively be the `ori`, the `siz` and the `end` attributes of the i^{th} item of the `ORTHOTOPE2` collection. To each sextuple $(ORI1_i, SIZ1_i, END1_i, ORI2_i, SIZ2_i, END2_i)$ corresponds a signature variable S_i , which takes its value in $\{0, 1, 2\}$, as well as the following signature constraint:

$$((SIZ1_i > 0) \wedge (SIZ2_i > 0) \wedge (END1_i > ORI2_i) \wedge (END2_i > ORI1_i)) \Leftrightarrow S_i = 0$$

$$((SIZ1_i > 0) \wedge (SIZ2_i > 0) \wedge (END1_i = ORI2_i \vee END2_i = ORI1_i)) \Leftrightarrow S_i = 1.$$

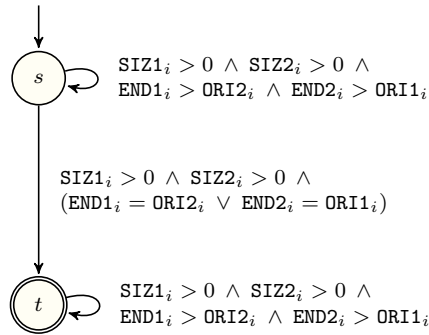


Figure 5.774: Automaton of the `two_orth_are_in_contact` constraint

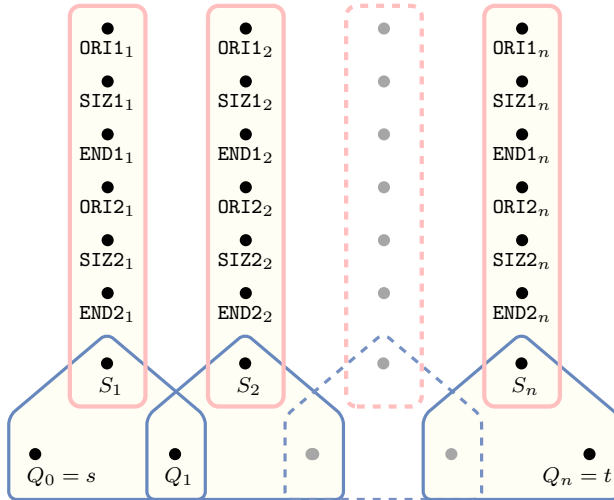


Figure 5.775: Hypergraph of the reformulation corresponding to the automaton of the `two_orth_are_in_contact` constraint